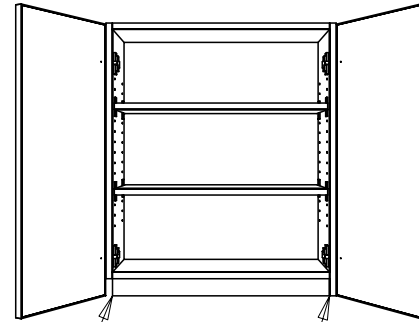
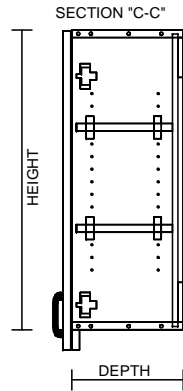


\*LIGHT RAILS SHIP LOOSE IN 8' LENGTHS. TRIMMED TO LENGTH AND INSTALLED IN FIELD.




TYPICAL SPECIFICATIONS:

MIN WIDTH - 21"  
MAX WIDTH - 48"

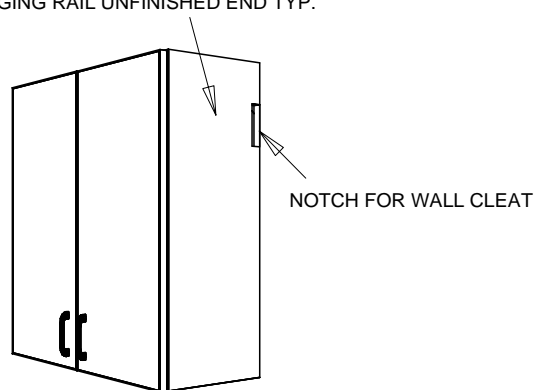
MIN HEIGHT - 12"  
MAX HEIGHT - 48"

MIN DEPTH - 9"  
MAX DEPTH - 16"

FINISHED END TYP.



HANGING RAIL UNFINISHED END TYP.



LIGHT RAIL UNFINISHED END TYP.

