

ONLINE QUOTING AND ORDERING PRODUCT MATRIX - Cabinets, Options, Accessories, and Resource Link

The Product Matrix serves as your online catalogue of the wide range of cabinets and options available from Northway's website. The Northway Cabinet Configurator allows for unique cabinet options per room. The list below details those options.

- If your job requires different configurations, such as a mix of assembled cabinets and knocked down cabinets, you will create a new room and select the appropriate option.**
- You can compare prices at the room level by changing options; however, those changes only affect each individual room.**
- Accessories are selected at the cabinet level. Accessories are grouped into four categories: Hardware, Components, Operations and Work Surface. Multiple accessories can be added to each cabinet. Accessories already attached to standard cabinets may be deleted. Components that are size specific may be adjusted to accurately reflect your needs. Each accessory may be ordered in any quantity.**



Northway Industries, Inc.

Quality • Service • Integrity

ONLINE QUOTING AND ORDERING PRODUCT MATRIX

Job Level Options

Certifications: None, FSC/NAUF, FSC/NAUF/REGIONAL

Room Level Options

Hinges:

120 Degree Hinges
170 Degree Hinges
270 Degree Hinges
No Hinges

Locks:

Timberline CB093/CB088
National 8053
Combi Cam Lock 7850L
Include Lock – Yes/No

Pulls:

Include 4" Pull
Include 96mm Pull
Include Knob
3" Tab Pull Mortised
4" Black Recessed
Routed Cove Pull
Drill Only for Pulls
No Pulls

Drawer Slides:

Full Extension Fullerter
Easy Close Fullerter
KV 8400
Accuride 3832
Blum Motion Undermount
Blum 230m

Drawer Construction:

1/2" Melamine Drawer Box
3/4" Melamine Drawer Box
1/2" Doweled Plywood
1/2" Dovetail Plywood
5/8" Dovetail Hardwood
AWI Premium

Drawer Edge:

.018 PVC
3mm PVC
Self Edge

Cabinet Construction:

Assembled
Knocked Down

Hang Rail:

No Hang Rail
Hang Rail

Shelf Edge:

.018 PVC
3mm PVC
Self Edge

Shelf Edges

Front Edge
Front and Back Edge
4 Sides

Door/Drawer Front Option:

Doors w/White Backs
Doors w/Laminate Both sides
Grey Melamine
Black Melamine
Maple Melamine
White Melamine
Wilsonart Door and Drawer Program
No Doors

Door/Drawer Edge Type:

.018 PVC
3mm PVC
Self Edge

Light Rail:

2" Light Rail
2-1/2" Light Rail
3" Light Rail

Toe Kick:

Integral Kick
Sub-Base

Interior Material:

White Melamine
Black Melamine
Grey Melamine
Maple Melamine

Core:

Flake
MDF

Cabinet Edges:

.018 PVC
3mm PVC
Self Edge

Shelf Clips:

5mm Metal Shelf Pin
Double Plastic Pin White
Double Plastic Pin Clear
KV 255/255 Shelf Standard

Laminate Finish's

Wilsonart 38,60 (Std)
Wilsonart 1,7,12,18,22,52,78,90
Formica 58,43,MC,SP (Std)

Formica 90,NT
Formica 42,46

Formica Color Core
Nevamar T,N,C,E (Std)
Nevamar G,N,PV,CM,Z,I
Pionite N (Std)

Pionite C,G,H,I,UR,V
Laminart VELLUM

Laminart FINE

Laminart TEXTURED

Laminart GLOSS, VELA-TEX

Laminart CRISSCROSS,SUPERMATTE

Laminart ABACA,BURLAP,CATALYST,CHRYSALIS

Abet Laminati Solid,Base Pattern & Wood Grain
Interna,Colours,Legni,Rocks,Milano,Patagonia



Northway Industries, Inc.

Quality • Service • Integrity

ONLINE QUOTING AND ORDERING PRODUCT MATRIX

Room Level Options

Hardware:

3-inch Grommet Black
Vent Grommet Black
Glove Grommet Black
Trash Grommet Black
Extra Lock
Gang Lock
Combination Lock
Double Coat Hook
Set of 4 Twin Casters
Universal Bracket
Work Surface Connector

Hardware:

Cabinet Levelers
2 Panel Levelers
Extra Pull
Extra Mag Catch
Extra Hinge
Hanging File Rails
Lateral File Rails
Rack Rail
Extra Drawer Slide
Cam and Pin Fastener
10 RU Rack Rail
16 RU Rack Rail

Components:

Adjustable Shelf
Extra Door
Extra Door Front
Fixed Shelf
Removable Back
Tempered Glass Insert
Tempered Glass Insert
Laminated Glass Insert
Pull Out Shelf
Pull Out Drawer
Fixed Divider
Furniture Kick

Work Surface:

Back Splash
Wet Area Core
Counter-Top Bracket

Operations:





.018 PVC Edge Band
3mm PVC Edge Band
Self Edge
Machined Hole
Machined Cut Out
Radius Corners
Machined Tight Joint
Finished Back



Northway Industries, Inc.

Quality • Service • Integrity

ONLINE QUOTING AND ORDERING PRODUCT MATRIX





Cabinet Icon	ID	Description	Options	Hinge	Cabinet Level	Width	Height	Depth	Size	
					Accessories Examples	Min/Max	Min/Max	Min/Max	Inc.	
	W1D	Wall 1 Door, hinged right or left, finished bottom	<ul style="list-style-type: none"> •Adjustable Shelves •Finished Ends •Finished Interiors •Locks •Light Rail 	L/R	<ul style="list-style-type: none"> • 3" Black Grommet • 6" Oval Glove Grommet • Fixed Shelf • Fixed Divider • Finished Back w/ Edge • Post Laminate Top 	<ul style="list-style-type: none"> • Single Coat Hook • Double Coat Hook • Combination Lock • Machined Hole • Machined Cutout 	6" / 30"	12" / 58"	7" / 36"	1/32" (.031)
	W1D-BLIND	Wall 1 Door with blind Panel, mounted right or left, finished bottom	<ul style="list-style-type: none"> •Adjustable Shelves •Finished Ends •Finished Interiors •Locks •Light Rail 	L/R	<ul style="list-style-type: none"> • 3" Black Grommet • 6" Oval Glove Grommet • Fixed Shelf • Fixed Divider • Finished Back w/ Edge • Post Laminate Top 	<ul style="list-style-type: none"> • Single Coat Hook • Double Coat Hook • Combination Lock • Machined Hole • Machined Cutout 	24" / 48"	12" / 58"	7" / 36"	1/32" (.031)
	W1D-CORNER	Wall 1 Door Corner with angled door, hinged right or left, finished bottom	<ul style="list-style-type: none"> •Adjustable Shelves •Finished Ends •Finished Interiors •Locks •Light Rail 	L/R	<ul style="list-style-type: none"> • 3" Black Grommet • 6" Oval Glove Grommet • Fixed Shelf • Post Laminate Top • Lazy Susan Tray 	<ul style="list-style-type: none"> • Machined Hole • Machined Cutout • Combination Lock 	24" / 36"	12" / 58"	24" / 36"	1/32" (.031)
	W2D	Wall 2 Door, hinged in pairs, finished bottom	<ul style="list-style-type: none"> •Adjustable Shelves •Finished Ends •Finished Interiors •Locks •Light Rail 	PAIR	<ul style="list-style-type: none"> • 3" Black Grommet • 6" Oval Glove Grommet • Fixed Shelf • Fixed Divider • Finished Back w/ Edge • Post Laminate Top 	<ul style="list-style-type: none"> • Single Coat Hook • Double Coat Hook • Combination Lock • Machined Hole • Machined Cutout 	12" / 48"	12" / 58"	7" / 36"	1/32" (.031)



Northway Industries, Inc.

Quality • Service • Integrity

ONLINE QUOTING AND ORDERING PRODUCT MATRIX





Cabinet Icon	ID	Description	Options	Hinge	Cabinet Level	Width	Height	Depth	Size	
					Accessories Examples	Min/Max	Min/Max	Min/Max	Inc.	
	WOPEN-MICRO	Open Microwave shelf with Radius corners and fixed shelf	<ul style="list-style-type: none"> Adjustable Shelves Finished Ends Finished Interiors Locks Light Rail 	NONE	<ul style="list-style-type: none"> 3" Black Grommet Fixed Shelf Fixed Divider Finished Back w/ Edge Post Laminate Top 	<ul style="list-style-type: none"> Machined Hole Machined Cutout 	12" / 48"	12" / 58"	7" / 36"	1/32" (.031)
	W2D-MICRO	Wall 2 Door, 16" High Open Shelf w/radius corners, finished Interior / Bottom	<ul style="list-style-type: none"> Finished Ends Unfinished Interior Light Rail 	PAIR	<ul style="list-style-type: none"> 3" Black Grommet Fixed Shelf Fixed Divider Finished Back w/ Edge Post Laminate Top 	<ul style="list-style-type: none"> Machined Hole Machined Cutout 	12" / 48"	12" / 58"	7" / 36"	1/32" (.031)
	W2D-OPEN	Wall 2 Door, 16" High Open Shelf, finished Interior / Bottom	<ul style="list-style-type: none"> Adjustable Shelves Finished Ends Unfinished Interior Locks Light Rail 	PAIR	<ul style="list-style-type: none"> 3" Black Grommet 6" Oval Glove Grommet Fixed Shelf Fixed Divider Finished Back w/ Edge Post Laminate Top 	<ul style="list-style-type: none"> Single Coat Hook Double Coat Hook Combination Lock Machined Hole Machined Cutout 	12" / 48"	12" / 58"	7" / 36"	1/32" (.031)
	WOPEN	Wall Open Finished Interior and Bottom	<ul style="list-style-type: none"> Adjustable Shelves Finished Ends Unfinished Interior Locks Light Rail 	NONE	<ul style="list-style-type: none"> 3" Black Grommet 6" Oval Glove Grommet Fixed Shelf Fixed Divider Finished Back w/ Edge Post Laminate Top 	<ul style="list-style-type: none"> Single Coat Hook Double Coat Hook Machined Hole Machined Cutout 	12" / 48"	12" / 58"	7" / 36"	1/32" (.031)



Northway Industries, Inc.

Quality • Service • Integrity

ONLINE QUOTING AND ORDERING PRODUCT MATRIX

Cabinet Icon	ID	Description	Options	Hinge	Cabinet Level	Width	Height	Depth	Size	
					Accessories Examples	Min/Max	Min/Max	Min/Max	Inc.	
	WOPEN-MICRO	Open Microwave shelf with Radius corners and fixed shelf	<ul style="list-style-type: none"> Adjustable Shelves Finished Ends Finished Interiors Locks Light Rail 	NONE	<ul style="list-style-type: none"> 3" Black Grommet Fixed Shelf Fixed Divider Finished Back w/ Edge Post Laminate Top 	<ul style="list-style-type: none"> Machined Hole Machined Cutout 	12" / 48"	12" / 58"	7" / 36"	1/32" (.031)
	W2D-MICRO	Wall 2 Door, 16" High Open Shelf w/radius corners, finished Interior / Bottom	<ul style="list-style-type: none"> Finished Ends Unfinished Interior Light Rail 	PAIR	<ul style="list-style-type: none"> 3" Black Grommet Fixed Shelf Fixed Divider Finished Back w/ Edge Post Laminate Top 	<ul style="list-style-type: none"> Machined Hole Machined Cutout 	12" / 48"	12" / 58"	7" / 36"	1/32" (.031)
	W2D-OPEN	Wall 2 Door, 16" High Open Shelf, finished Interior / Bottom	<ul style="list-style-type: none"> Adjustable Shelves Finished Ends Unfinished Interior Locks Light Rail 	PAIR	<ul style="list-style-type: none"> 3" Black Grommet 6" Oval Glove Grommet Fixed Shelf Fixed Divider Finished Back w/ Edge Post Laminate Top 	<ul style="list-style-type: none"> Single Coat Hook Double Coat Hook Combination Lock Machined Hole Machined Cutout 	12" / 48"	12" / 58"	7" / 36"	1/32" (.031)
	WOPEN	Wall Open Finished Interior and Bottom	<ul style="list-style-type: none"> Adjustable Shelves Finished Ends Unfinished Interior Locks Light Rail 	NONE	<ul style="list-style-type: none"> 3" Black Grommet 6" Oval Glove Grommet Fixed Shelf Fixed Divider Finished Back w/ Edge Post Laminate Top 	<ul style="list-style-type: none"> Single Coat Hook Double Coat Hook Machined Hole Machined Cutout 	12" / 48"	12" / 58"	7" / 36"	1/32" (.031)



Northway Industries, Inc.

Quality • Service • Integrity

ONLINE QUOTING AND ORDERING PRODUCT MATRIX





Cabinet Icon	ID	Description	Options	Hinge	Cabinet Level Accessories Examples	Width Min/Max	Height Min/Max	Depth Min/Max	Size Inc.
	B0D3D-1	Base 3 Drawers, Top Drawer is 6", Balance are Equal	<ul style="list-style-type: none"> • Finished Ends • Finished Interior • Locks 	NONE	<ul style="list-style-type: none"> • 3" Black Grommet • 4" Vent Grommet • Hanging File Rails • Gang Lock • Levelers <ul style="list-style-type: none"> • Finished Back w/ Edge • Furniture Kick 	9" / 48"	22" / 58"	11" / 36"	1/32" (.031)
	B0D3D-2	Base 3 Drawers, Top 2 Drawer are 6", Bottom Drawer is Balance	<ul style="list-style-type: none"> • Finished Ends • Finished Interior • Lock 	NONE	<ul style="list-style-type: none"> • 3" Black Grommet • 4" Vent Grommet • Cabinet Fan • Hanging File Rails • Gang Lock • Levelers <ul style="list-style-type: none"> • Finished Back w/ Edge • Furniture Kick 	9" / 48"	22" / 58"	11" / 36"	1/32" (.031)
	B0D4D	Base 4 Drawers, Equal Height Drawers	<ul style="list-style-type: none"> • Finished Ends • Finished Interior • Lock 	NONE	<ul style="list-style-type: none"> • 3" Black Grommet • 4" Vent Grommet • Hanging File Rails • Gang Lock • Levelers <ul style="list-style-type: none"> • Finished Back w/ Edge • Furniture Kick 	9" / 48"	28.5" / 58"	11" / 36"	1/32" (.031)
	B0D4D-1	Base 4 Drawers, Top Drawer is 6", Balance are equal	<ul style="list-style-type: none"> • Finished Ends • Finished Interior • Lock 	NONE	<ul style="list-style-type: none"> • 3" Black Grommet • 4" Vent Grommet • Gang Lock • Levelers <ul style="list-style-type: none"> • Finished Back w/ Edge • Furniture Kick 	9" / 48"	28.5" / 58"	11" / 36"	1/32" (.031)



Northway Industries, Inc.

Quality • Service • Integrity

ONLINE QUOTING AND ORDERING PRODUCT MATRIX





Cabinet Icon	ID	Description	Options	Hinge	Cabinet Level	Width	Height	Depth	Size	
					Accessories Examples	Min/Max	Min/Max	Min/Max	Inc.	
	B0D5D	Base 5 Drawers, Equal Height Drawers	<ul style="list-style-type: none"> •Finished Ends •Finished Interior •Locks 	NONE	<ul style="list-style-type: none"> • 3" Black Grommet • 4" Vent Grommet • Gang Lock • Levelers 	<ul style="list-style-type: none"> • Finished Back w/ Edge • Furniture Kick 	9" / 48"	28.5" / 58"	11" / 36"	1/32" (.031)
	B0D5D-1	Base 5 Drawers, Top Drawer is 6", Balance are equal	<ul style="list-style-type: none"> •Finished Ends •Finished Interior •Locks 	NONE	<ul style="list-style-type: none"> • 3" Black Grommet • 4" Vent Grommet • Gang Lock • Levelers 	<ul style="list-style-type: none"> • Finished Back w/ Edge • Furniture Kick 	9" / 48"	28.5" / 58"	11" / 36"	1/32" (.031)
	B1D	Base 1 Door	<ul style="list-style-type: none"> •Finished Ends •Finished Interior •Locks 	L/R	<ul style="list-style-type: none"> • 3" Black Grommet • 4" Vent Grommet • Levelers • Rack Rails • Combination Lock • Cabinet Fan 	<ul style="list-style-type: none"> • Finished Back w/ Edge • Furniture Kick 	6" / 30"	16" / 58"	9" / 36"	1/32" (.031)
	SB1D-ATK	Base 1 Door with Attached Toe Kick to the back of door	<ul style="list-style-type: none"> •Adjustable Shelves •Finished Ends •Finished Interior •Lock 	L/R	<ul style="list-style-type: none"> • 3" Black Grommet • 4" Vent Grommet • Levelers 	<ul style="list-style-type: none"> • Finished Back w/ Edge • Furniture Kick 	6" / 30"	16" / 58"	9" / 36"	1/32" (.031)



Northway Industries, Inc.

Quality • Service • Integrity

ONLINE QUOTING AND ORDERING PRODUCT MATRIX

Cabinet Icon	ID	Description	Options	Hinge	Cabinet Level	Width	Height	Depth	Size	
					Accessories Examples	Min/Max	Min/Max	Min/Max	Inc.	
	SB1D-SINK	Base 1 Door 6" verticle apron behind the door	<ul style="list-style-type: none"> •Adjustable Shelves •Finished Ends •Finished Interior •Lock 	L/R	<ul style="list-style-type: none"> • 3" Black Grommet • 4" Vent Grommet • Cabinet Fan • Levelers 	<ul style="list-style-type: none"> • Finished Back w/ Edge • Furniture Kick 	6" / 30"	16" / 58"	9" / 36"	1/32" (.031)
	B1D-TRASH Remove	Base 1 Door with open Top-Drawer Space for Trash	<ul style="list-style-type: none"> •Adjustable Shelves •Finished Ends •Finished Interior •Lock 	L/R	<ul style="list-style-type: none"> • 3" Black Grommet • 4" Vent Grommet •Trash Can 	<ul style="list-style-type: none"> • Finished Back w/ Edge • Furniture Kick 	12" / 48"	12" / 36"	7" / 36"	1/32" (.031)
	B1D1D	Base 1 Door 6" Top Drawer	<ul style="list-style-type: none"> •Adjustable Shelves •Finished Ends •Finished Interior •Lock 	L/R	<ul style="list-style-type: none"> • 3" Black Grommet • 4" Vent Grommet • Cabinet Fan • Levelers 	<ul style="list-style-type: none"> • Finished Back w/ Edge • Furniture Kick 	6" / 30"	16" / 58"	9" / 36"	1/32" (.031)
	B1D1F	Base 1 Door and a 6" High False Front	<ul style="list-style-type: none"> •Adjustable Shelves •Finished Ends •Finished Interior •Locks 	L/R	<ul style="list-style-type: none"> • 3" Black Grommet • 4" Vent Grommet • Cabinet Fan • Levelers 	<ul style="list-style-type: none"> • Finished Back w/ Edge • Furniture Kick 	6" / 30"	16" / 58"	9" / 36"	1/32" (.031)



Northway Industries, Inc.

Quality • Service • Integrity

ONLINE QUOTING AND ORDERING PRODUCT MATRIX





Cabinet Icon	ID	Description	Options	Hinge	Cabinet Level	Width	Height	Depth	Size	
					Accessories Examples	Min/Max	Min/Max	Min/Max	Inc.	
	B1D1F-ATK	Base 1 Door and a 6" High False Front, attached toe kicks to back of door	<ul style="list-style-type: none"> •Adjustable Shelves •Finished Ends •Finished Interior •Lock 	L/R	<ul style="list-style-type: none"> • 3" Black Grommet • 4" Vent Grommet • Cabinet Fan • Levelers 	<ul style="list-style-type: none"> • Finished Back w/ Edge • Furniture Kick 	6" / 30"	16" / 58"	9" / 36"	1/32" (.031)
	B1D-BLIND	Base 1 Door with blind Panel, mounted right or left	<ul style="list-style-type: none"> •Adjustable Shelves •Finished Ends •Finished Interior •Lock 	L/R	<ul style="list-style-type: none"> • 3" Black Grommet • 4" Vent Grommet • Cabinet Fan • Levelers 	<ul style="list-style-type: none"> • Finished Back w/ Edge • Furniture Kick 	24" / 48"	16" / 58"	11" / 36"	1/32" (.031)
	B1D-CORNER	Base 1 Door Corner with angled door, hinged right or left	<ul style="list-style-type: none"> •Adjustable Shelves •Finished Ends •Finished Interior •Lock 	L/R	<ul style="list-style-type: none"> • 3" Black Grommet • 4" Vent Grommet • Cabinet Fan • Levelers • White 2 Tray Lazy Susan 	<ul style="list-style-type: none"> • Finished Back w/ Edge • Furniture Kick 	24" / 48"	16" / 58"	24" / 48"	1/32" (.031)
	B2D	Base 2 Doors	<ul style="list-style-type: none"> •Adjustable Shelves •Finished Ends •Finished Interior •Lock 	PAIR	<ul style="list-style-type: none"> • 3" Black Grommet • 4" Vent Grommet • Cabinet Fan • Levelers 	<ul style="list-style-type: none"> • Finished Back w/ Edge • Furniture Kick 	9" / 48"	12" / 58"	11" / 36"	1/32" (.031)



Northway Industries, Inc.

Quality • Service • Integrity

ONLINE QUOTING AND ORDERING PRODUCT MATRIX





Cabinet Icon	ID	Description	Options	Hinge	Cabinet Level	Width	Height	Depth	Size	
					Accessories Examples	Min/Max	Min/Max	Min/Max	Inc.	
	B2D-ATK	Base 2 Doors, attached toe kick to back of doors	<ul style="list-style-type: none"> •Adjustable Shelves •Finished Ends •Finished Interior •Lock 	PAIR	<ul style="list-style-type: none"> • 3" Black Grommet • 4" Vent Grommet • Cabinet Fan • Levelers 	<ul style="list-style-type: none"> • Finished Back w/ Edge • Furniture Kick 	9" / 48"	12" / 58"	11" / 36"	1/32" (.031)
	B2D-SINK	Base 2 Doors, 6" verticle apron behind doors	<ul style="list-style-type: none"> •Adjustable Shelves •Finished Ends •Finished Interior •Lock 	PAIR	<ul style="list-style-type: none"> • 3" Black Grommet • 4" Vent Grommet • Cabinet Fan • Levelers 	<ul style="list-style-type: none"> • Finished Back w/ Edge • Furniture Kick 	9" / 48"	12" / 58"	11" / 36"	1/32" (.031)
	B2D1D	Base 2 Doors and 6" High top Drawer	<ul style="list-style-type: none"> •Adjustable Shelves •Finished Ends •Finished Interior •Lock 	PAIR	<ul style="list-style-type: none"> • 3" Black Grommet • 4" Vent Grommet • Cabinet Fan • Levelers 	<ul style="list-style-type: none"> • Finished Back w/ Edge • Furniture Kick 	9" / 48"	12" / 58"	11" / 36"	1/32" (.031)
	B2D1F	Base 2 Doors and a 6" High False Front	<ul style="list-style-type: none"> •Adjustable Shelves •Finished Ends •Finished Interior •Locks 	PAIR	<ul style="list-style-type: none"> • 3" Black Grommet • 4" Vent Grommet • Cabinet Fan • Levelers 	<ul style="list-style-type: none"> • Finished Back w/ Edge • Furniture Kick 	9" / 48"	12" / 58"	11" / 36"	1/32" (.031)



Northway Industries, Inc.

Quality • Service • Integrity

ONLINE QUOTING AND ORDERING PRODUCT MATRIX





Cabinet Icon	ID	Description	Options	Hinge	Cabinet Level	Width	Height	Depth	Size	
					Accessories Examples	Min/Max	Min/Max	Min/Max	Inc.	
	B2D1F-ATK	Base 2 Doors and a 6" High False Front, attached toe kicks to back of doors	<ul style="list-style-type: none"> •Adjustable Shelves •Finished Ends •Finished Interior •Lock 	PAIR	<ul style="list-style-type: none"> • 3" Black Grommet • 4" Vent Grommet • Cabinet Fan • Levelers 	<ul style="list-style-type: none"> • Finished Back w/ Edge • Furniture Kick 	9" / 48"	12" / 58"	11" / 36"	1/32" (.031)
	BOPEN	Open Base Cabinet, Finished interior	<ul style="list-style-type: none"> •Adjustable Shelves •Finished Ends • Finished Interior •Lock 	NONE	<ul style="list-style-type: none"> • 3" Black Grommet • 4" Vent Grommet • Cabinet Fan • Levelers 	<ul style="list-style-type: none"> • Finished Back w/ Edge • Furniture Kick 	9" / 48"	12" / 58"	11" / 36"	1/32" (.031)
	BOPEN-1D	Open Base Cabinet, a 6" high top drawer	<ul style="list-style-type: none"> •Adjustable Shelves •Finished Ends •Unfinished Interior 	NONE	<ul style="list-style-type: none"> • 3" Black Grommet • 4" Vent Grommet • Cabinet Fan • Levelers 	<ul style="list-style-type: none"> • Finished Back w/ Edge • Furniture Kick 	9" / 48"	12" / 58"	11" / 36"	1/32" (.031)
	BOPEN-FILE Remove	Open Base Cabinet, a 12" high bottom drawer	<ul style="list-style-type: none"> •Adjustable Shelves •Finished Ends •Unfinished Interior •Lock 	NONE	<ul style="list-style-type: none"> • 3" Black Grommet • 4" Vent Grommet • Cabinet Fan • Levelers •Hanging File Rails 	<ul style="list-style-type: none"> • Finished Back w/ Edge • Furniture Kick 	9" / 48"	12" / 58"	11" / 36"	1/32" (.031)



Northway Industries, Inc.

Quality • Service • Integrity

ONLINE QUOTING AND ORDERING PRODUCT MATRIX





Cabinet Icon	ID	Description	Options	Hinge	Cabinet Level	Width	Height	Depth	Size	
					Accessories Examples	Min/Max	Min/Max	Min/Max	Inc.	
	PENCILDRW	Variable Height Knee Space Drawer	<ul style="list-style-type: none"> •Finished Interior •Lock 	NONE	<ul style="list-style-type: none"> • Finished Back w/ Edge • Post Laminate Back 	9" / 48"	4" / 24"	11" / 36"	1/32" (.031)	
	T1D	Tall 1 Door	<ul style="list-style-type: none"> •Finished Ends 	L/R	<ul style="list-style-type: none"> • 3" Black Grommet • 4" Vent Grommet • Cabinet Fan • Closet Rod and Flange •Single Coat Hook •Double Coat Hook •Power Strip 	<ul style="list-style-type: none"> • Finished Back w/ Edge • Post Laminate Back • Floor Cut Out Access • Open Back •Levelers 	9" / 48"	35" / 96"	9" / 36"	1/32" (.031)
	T1D-1D	Tall 1 Door over 1 Door, Fixed Shelf	<ul style="list-style-type: none"> •Adjustable Shelves •Finished Ends •Finished Interior •Lock 	L/R	<ul style="list-style-type: none"> • 3" Black Grommet • 4" Vent Grommet • Cabinet Fan • Closet Rod and Flange •Single Coat Hook •Double Coat Hook •Power Strip 	<ul style="list-style-type: none"> • Finished Back w/ Edge • Post Laminate Back • Floor Cut Out Access • Open Back •Levelers 	9" / 48"	35" / 96"	9" / 36"	1/32" (.031)
	T1D4D	Tall 1 Door with 4-9" Drawers below, fixed shelf	<ul style="list-style-type: none"> •Adjustable Shelves •Finished Ends • Finished Interior •Locks 	L/R	<ul style="list-style-type: none"> • 3" Black Grommet • 4" Vent Grommet • Cabinet Fan • Closet Rod and Flange •Single Coat Hook •Double Coat Hook •Power Strip 	<ul style="list-style-type: none"> • Finished Back w/ Edge • Post Laminate Back • Open Back •Levelers 	9" / 48"	35" / 96"	9" / 36"	1/32" (.031)



Northway Industries, Inc.

Quality • Service • Integrity

ONLINE QUOTING AND ORDERING PRODUCT MATRIX






Cabinet Icon	ID	Description	Options	Hinge	Cabinet Level Accessories Examples	Width Min/Max	Height Min/Max	Depth Min/Max	Size Inc.	
	T2D	Tall 2 Door	<ul style="list-style-type: none"> •Adjustable Shelves •Finished Ends •Finished Interior •Lock 	PAIR	<ul style="list-style-type: none"> • 3" Black Grommet • 4" Vent Grommet • Cabinet Fan • Closet Rod and Flange •Single Coat Hook •Double Coat Hook •Power Strip 	<ul style="list-style-type: none"> • Finished Back w/ Edge • Post Laminate Back • Floor Cut Out Access • Open Back •Levelers 	24" / 48"	35" / 96"	9" / 36"	1/32" (.031)
	T2D-WDB	Tall 2 Door, Center divider, Adjustable shelves Left, Fixed Shelf Right	<ul style="list-style-type: none"> •Adjustable Shelves •Finished Ends •Finished Interior •Lock 	PAIR	<ul style="list-style-type: none"> • 3" Black Grommet • 4" Vent Grommet • Cabinet Fan • Closet Rod and Flange •Single Coat Hook •Double Coat Hook •Power Strip 	<ul style="list-style-type: none"> • Finished Back w/ Edge • Post Laminate Back • Floor Cut Out Access • Open Back •Levelers 	24" / 48"	35" / 96"	9" / 36"	1/32" (.031)
	T2D-WDB-2 Drawers	Tall 2 Door, Center divider, Adjustable shelves Right, 2 drawers behind door, mirror on back of door, Fixed Shelf Left	<ul style="list-style-type: none"> •Adjustable Shelves •Finished Ends •Finished Interior •Lock 	PAIR	<ul style="list-style-type: none"> • 3" Black Grommet • 4" Vent Grommet • Cabinet Fan • Closet Rod and Flange •Single Coat Hook •Double Coat Hook •Power Strip 	<ul style="list-style-type: none"> • Finished Back w/ Edge • Post Laminate Back • Floor Cut Out Access • Open Back •Levelers 	24" / 48"	35" / 96"	9" / 36"	1/32" (.031)
	T2D-2D	Tall 2 Door over 2 Door, Fixed Shelf	<ul style="list-style-type: none"> •Adjustable Shelves •Finished Ends •Finished Interior •Lock 	PAIR	<ul style="list-style-type: none"> • 3" Black Grommet • 4" Vent Grommet • Cabinet Fan • Closet Rod and Flange •Single Coat Hook •Double Coat Hook •Power Strip 	<ul style="list-style-type: none"> • Finished Back w/ Edge • Post Laminate Back • Floor Cut Out Access • Open Back •Levelers 	24" / 48"	35" / 96"	9" / 36"	1/32" (.031)



Northway Industries, Inc.

Quality • Service • Integrity

ONLINE QUOTING AND ORDERING PRODUCT MATRIX





Cabinet Icon	ID	Description	Options	Hinge	Cabinet Level	Accessories Examples	Width Min/Max	Height Min/Max	Depth Min/Max	Size Inc.
	T2D4D Remove	Tall 2 Doors with 4-9" Drawers below, fixed shelf	<ul style="list-style-type: none"> •Adjustable Shelves •Finished Ends • Finished Interior •Locks 	PAIR	<ul style="list-style-type: none"> • 3" Black Grommet • 4" Vent Grommet • Cabinet Fan • Closet Rod and Flange •Single Coat Hook •Double Coat Hook •Power Strip 	<ul style="list-style-type: none"> • Finished Back w/ Edge • Post Laminate Back • Open Back •Levelers 	24" / 48"	35" / 96"	9" / 36"	1/32" (.031)
	TOPEN	Open Tall Cabinet	<ul style="list-style-type: none"> •Adjustable Shelves •Finished Ends •Finished Interior •Lock 	NONE	<ul style="list-style-type: none"> • 3" Black Grommet • 4" Vent Grommet • Closet Rod and Flange •Single Coat Hook •Double Coat Hook •Power Strip 	<ul style="list-style-type: none"> • Finished Back w/ Edge • Post Laminate Back • Floor Cut Out Access •Levelers 	9" / 48"	35" / 96"	9" / 36"	1/32" (.031)
	TOPEN-1D	Open Tall Cabinet, Equal Height Door Below, Fixed shelf	<ul style="list-style-type: none"> •Adjustable Shelves •Finished Ends •Unfinished Interior 	L/R	<ul style="list-style-type: none"> • 3" Black Grommet • 4" Vent Grommet • Cabinet Fan • Closet Rod and Flange •Single Coat Hook •Double Coat Hook •Power Strip 	<ul style="list-style-type: none"> • Finished Back w/ Edge • Post Laminate Back • Floor Cut Out Access •Levelers 	9" / 48"	35" / 96"	9" / 36"	1/32" (.031)
	VANITY	Vanity Cabinet, non-ADA Standard Sizes, Removable Lower Panel	<ul style="list-style-type: none"> •Finished Ends •Lock 	NONE			12" / 48"	22" / 58"	13" / 36"	1/32" (.031)
	ADASINK	ADA Sink Base, 3 1/2" False Front, Removable Lower Panel	<ul style="list-style-type: none"> •Finished Ends 	NONE			30" / 48"	24" / 24"	21" / 28.5"	1/32" (.031)



Northway Industries, Inc.

Quality • Service • Integrity

ONLINE QUOTING AND ORDERING PRODUCT MATRIX





Cabinet Icon	ID	Description	Options	Hinge	Cabinet Level	Width Min/Max	Height Min/Max	Depth Min/Max	Size Inc.		
					Accessories Examples						
	SUB-BASE	3/4" Plywood Toe Kick Platform, Unfinished	<ul style="list-style-type: none"> Adjustable Shelves Finished Ends Unfinished Interior Lock 	NONE	<ul style="list-style-type: none"> Levelers 	3" / 96"	3" / 8"	4" / 36"	1/32" (.031)		
	WS-EF	Work Surface, edged on front	<ul style="list-style-type: none"> 1 1/4" Thick with 3mm PVC Edges or 1 1/2" Thick with Laminate Self Edge 	<ul style="list-style-type: none"> Left end with edge band, Right end with edge band, Both ends with edge band 	<ul style="list-style-type: none"> 3" Black Grommet Backsplash Grommet Trash Grommet Flip-up Bracket 	<ul style="list-style-type: none"> Bracket 	<ul style="list-style-type: none"> Keyboard Power Strip Radius Corners Machined Hole Machined Cutout Machined Tight Joint 	6" / 144"	1 1/4" / 1 1/2"	7" / 60"	1/32" (.031)
	WS-EFB	Work Surface, edged on front and back edges	<ul style="list-style-type: none"> 1 1/4" Thick with 3mm PVC Edges or 1 1/2" Thick with Laminate Self Edge 	<ul style="list-style-type: none"> Left end with edge band, Right end with edge band, Both ends with edge band 	<ul style="list-style-type: none"> 3" Black Grommet Backsplash Grommet Trash Grommet Flip-up Bracket 	<ul style="list-style-type: none"> Bracket 	<ul style="list-style-type: none"> Keyboard Power Strip Radius Corners Machined Hole Machined Cutout Machined Tight Joint 	6" / 144"	1 1/4" / 1 1/2"	7" / 60"	1/32" (.031)
	WS-DC	Work Surface, with diagonal clipped insided corner, edged on diagonal edge	<ul style="list-style-type: none"> 1 1/4" Thick with 3mm PVC Edges or 1 1/2" Thick with Laminate Self Edge 	<ul style="list-style-type: none"> Left end with edge band, Right end with edge band, Both ends with edge band 	<ul style="list-style-type: none"> 3" Black Grommet Backsplash Grommet Trash Grommet Flip-up Bracket 	<ul style="list-style-type: none"> Bracket 	<ul style="list-style-type: none"> Keyboard Power Strip Radius Corners Machined Hole Machined Cutout Machined Tight Joint 	6" / 144"	1 1/4" / 1 1/2"	7" / 60"	1/32" (.031)



Northway Industries, Inc.

Quality • Service • Integrity

ONLINE QUOTING AND ORDERING PRODUCT MATRIX







Cabinet Icon	ID	Description	Options	Hinge	Cabinet Level	Width	Height	Depth	Size				
					Accessories Examples	Min/Max	Min/Max	Min/Max	Inc.				
	WS-RD	Round Work Surface, edged on circumference	1 1/4" Thick with 3mm PVC Edges or 1 1/2" Thick with Laminate Self Edge	Left end with edge band, Right end with edge band, Both ends with edge band	<ul style="list-style-type: none"> • 3" Black Grommet • Backsplash • Grommet • Trash Grommet • Bracket • Flip-up Bracket 	<ul style="list-style-type: none"> • Keyboard • Power Strip • Radius Corners • Machined Hole • Machined Cutout • Machined Tight Joint 	6" / 144"	1 1/4" / 1 1/2"	7" / 60"	1/32" (.031)			
	C-FILLER	Corner Filler, Laminate 1 Face, .018 PVC on 1 short edge		NONE						3" / 12"	12" / 96"	3" / 12"	1/32" (.031)
	FALSE FRONT	False Front, Laminate and edging to match door option		NONE						3" / 36"	9" / 96"	0.75	1/32" (.031)
	FILLER	Filler, Laminate 1 Face, .018 PVC 1 short edge		NONE						3" / 48"	12" / 96"	0.75	1/32" (.031)



Northway Industries, Inc.

Quality • Service • Integrity

ONLINE QUOTING AND ORDERING PRODUCT MATRIX








Cabinet Icon	ID	Description	Options	Hinge	Cabinet Level	Width	Height	Depth	Size
					Accessories Examples	Min/Max	Min/Max	Min/Max	Inc.
	FILLER	Filler, Laminate 1 Face, .018 PVC 1 short edge		NONE		3" / 48"	12" / 96"	0.75	1/32" (.031)
	LAM	Vertical Grade Laminate, (Room Selection), Cut to Size		NONE		3" / 47"	12" / 96"	0.032	1/32" (.031)
	MEL-PANEL	White or Black Melamine Panel, (Room Selection), Edged 4 sides .018 PVC		NONE	•Panel Levelers •3" Black Grommet	3" / 48"	12" / 96"	0.75	1/32" (.031)
	LAM-PANEL	Laminate 2 Faces, (Room Selection), Edged 4 sides .018 PVC		NONE	•Panel Levelers •3" Black Grommet	3" / 48"	12" / 96"	0.75	1/32" (.031)
	SUPPORT	Angled Support Panel, Laminate 2 Faces, .018 PVC Front Edge		NONE	•Panel Levelers •3" Black Grommet	12" / 36"	12" / 96"	0.75	1/32" (.031)
	FILE-CART	Open Hanging Letter File Cart, Aluminum Hanging File Rails, 1 Adjustable Shelf, 3mm PVC edges, Casters	Wilsonart, Formica, Nevamar or Pionite laminates. White, Grey, Black or Prestige Maple Melamine. All with Matching or contrasting 3mm PVC Edges		Casters, Levelers, Hanging File Rails,	30"	26.5"	13.75"	1/32" (.031)



Northway Industries, Inc.

Quality • Service • Integrity

ONLINE QUOTING AND ORDERING PRODUCT MATRIX





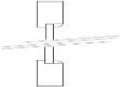
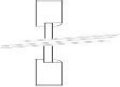
Cabinet Icon	ID	Description	Options	Hinge	Cabinet Level		Width	Height	Depth	Size
					Accessories	Examples	Min/Max	Min/Max	Min/Max	Inc.
	3" BLACK GROMMET	3" Black grommet ring and insert	Part# 35BK							
	4" VENT GROMMET	4" Black Grommet ring and vented insert	Part# 2GAVG2-90							
	6" GLOVE GROMMET	6" Oval Glove Grommet ring	Part# LO-90							
	6" TRASH GROMMET	6" Diameter plastic press in grommet, black	Part# TM1-90							
	ADJ. CABINET LEVELER		Part# 637.67.900							
	ADJ. PANEL LEVELER		Part# CG102							
	4 CABINET TWIN CASTER	50mm Dia, double wheels 2 w/brake, 2 w/o brake, Order per set of 4	Part# CWTW – 50BK Part# CWTW – 50BK-B							



Northway Industries, Inc.

Quality • Service • Integrity

ONLINE QUOTING AND ORDERING PRODUCT MATRIX






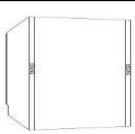
Cabinet Icon	ID	Description	Options	Hinge	Cabinet Level	Accessories Examples	Width Min/Max	Height Min/Max	Depth Min/Max	Size Inc.
	GANG LOCK		Part# System 101							
	DOUBLE WALL COAT HOOK	Polished Aluminum Double Hook, Order per Each	Part# 5823A92							
	HANGING FILE RAIL	1/2" Black Plastic Clip-On Rail, Ordered Per Drawer	Part# 422.72.381							
	LATERAL HANGING FILE RAIL	Rail and Clips, Order per Drawer	Part# 422.73.300							
	TEMPERED GLASS INSERT									
	LAMINATED GLASS INSERT									



Northway Industries, Inc.

Quality • Service • Integrity

ONLINE QUOTING AND ORDERING PRODUCT MATRIX







Cabinet Icon	ID	Description	Options	Hinge	Cabinet Level		Width	Height	Depth	Size
					Accessories	Examples	Min/Max	Min/Max	Min/Max	Inc.
	FIXED DIVIDER	3/4" verticle divider, doweled into the top and bottom, same material as interior								
	FIXED SHELF	3/4" Horizontal divider, doweled into the sides and/or divider, same material as interior								
	PULL OUT SHELF	3/4" shelf, edged 4 sides, room selection drawer slide, order per set								
	PULL OUT BOX DRAWER	4 1/2" high drawer box, full width of cabinet with drawer slides, no front								
	PULL OUT FILE DRAWER	10" high drawer box, full width of cabinet with drawer slides, no front								
	FINISHED BACK W/EDGING	HPL laminated back between edgebanded sides								



Northway Industries, Inc.

Quality • Service • Integrity

ONLINE QUOTING AND ORDERING PRODUCT MATRIX










Cabinet Icon	ID	Description	Options	Hinge	Cabinet Level		Width	Height	Depth	Size
					Accessories	Examples	Min/Max	Min/Max	Min/Max	Inc.
	OPEN BACK	No back, 1 4" top verticle stretcher, 1 4" bottom verticle stretcher								
	1/2" MELAMINE DRAWER BOX									
	3/4" MELAMINE DRAWER BOX									
	1/2" DOWELD PLYWOOD DRAWER BOX									
	1/2" DOVETAIL PLYWOOD DRAWER BOX									
	5/8" DOVETAIL HARDWOOD DRAWER BOX									



Northway Industries, Inc.

Quality • Service • Integrity

ONLINE QUOTING AND ORDERING PRODUCT MATRIX









Cabinet Icon	ID	Description	Options	Hinge	Cabinet Level		Width	Height	Depth	Size
					Accessories	Examples	Min/Max	Min/Max	Min/Max	Inc.
	120 DEGREE BLUM HINGE	Top Clip 120 Degree	PART# 71T5580							
	170 DEGREE BLUM HINGE	Top Clip 120 Degree	PART# 71T6580							
	270 DEGREE HINGE	Three Knuckle, wrap around hinge	PART# F150000014223							
	4" WIRE PULL	Satin Chrome, 4" drill centers								
	3" TAB PULL	3" Satin Chrome, 1 1/2" Projection	PART# 111.95.250							
	FULTERER SLIDE		PART# FR500050							
	RACK RAIL									
	KEKU CLIP									
	UNIVERSAL BRACKET		PART# 264.25.909							



Northway Industries, Inc.

Quality • Service • Integrity

ONLINE QUOTING AND ORDERING PRODUCT MATRIX

Cabinet Icon	ID	Description	Options	Hinge	Cabinet Level		Width	Height	Depth	Size
					Accessories	Examples	Min/Max	Min/Max	Min/Max	Inc.
	FULTERER EASY CLOSE SLIDE	with Easy Close Option	PART# FR5001							
	KV 8400 SLIDE		PART# KV 8400							
	5MM METAL SHELF PIN	5mm Metal Spoons	PART# 282.11.710							
	DOUBLE PLASTIC SHELF PIN	Clear Plastic Retaining Shelf Clips with Double Pins								
	KV 255/256 SHELF STANDARD		PART# KV255/256							
	Combination Lock	Combo-Cam	PART# 7850							
	TIMBERLINE CB093 CB088 LOCK		PART# CB093 / CB088							
	NATIONAL LOCK 8053		PART# 8053							




Northway Industries, Inc.

Quality • Service • Integrity

ONLINE QUOTING AND ORDERING PRODUCT MATRIX

WILSONART FEATURES AND BENEFITS



CABINET DOORS AND DRAWER FRONTS

Wilsonart makes it easier than ever to coordinate design across many surfaces. Our Cabinet Door Program offers made-to-order matching door and drawer fronts to complete any project.

FEATURES + BENEFITS

- Assembled 5-Piece and Flat Panel Cabinet Doors and Drawer Fronts in Wilsonart® designs.
- Best match of design and texture in over 20 Wilsonart designs providing your customer with well-coordinated Cabinet Door and Drawer Fronts.
- All Door and Drawer Fronts are special order to your customers' dimensions.
- Additional Wilsonart designs available. See below for details.
- Wilsonart offers the highest quality matching textures program in the industry. Designers can specify any of our products with the confidence that all surfaces will match and reflect their design vision. Not all products are available in all finishes. If the match is not up to our standards, we will not offer it for sale.

LEAD TIMES + MINIMUM ORDERS

PROMOTED

- Ship in 2-3 Weeks
- Minimum 1 piece

SPECIAL ORDER

- Additional Wilsonart® Coordinated Surfaces designs not listed are available, but incur longer lead times with minimum quantity requirements. Contact your Wilsonart rep for more information.



Northway Industries, Inc.

Quality • Service • Integrity

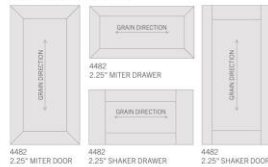
ONLINE QUOTING AND ORDERING PRODUCT MATRIX

WILSONART DOOR AND DRAWER PROFILES AND COLORS

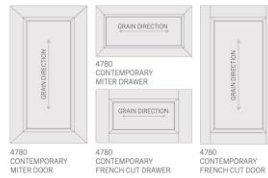
CABINET DOORS AND DRAWER FRONTS

[PROMOTED PROFILES]

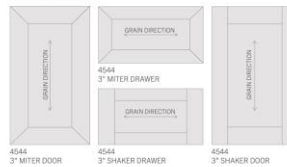
NARROW SHAKER



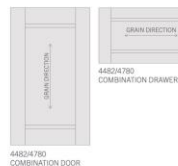
CONTEMPORARY SHAKER



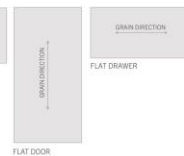
WIDE SHAKER



COMBINATION



FLAT FRONT



[PROMOTED DESIGNS + FINISHES]



Wilsonart
ENGINEERED SURFACES

©2020 Wilsonart LLC, 2501 Wilsonart Drive, P.O. Box 6110, Temple, TX 76503-6110
For Samples: Wilsonart.com 800-433-3222 BR0561-20

wilsonart.com/cabinet-doors




Northway Industries, Inc.

Quality • Service • Integrity

ONLINE QUOTING AND ORDERING PRODUCT MATRIX

**WILSONART
MOLDINGS**

[MOLDINGS]



4022
LIGHT SHIELD



4632
BATTEN



4766
CONTEMPORARY CROWN



WP22
CONCAVE CROWN



4873
BASEBOARD



4938
SHOE



5174
3/4" QUARTER ROUND